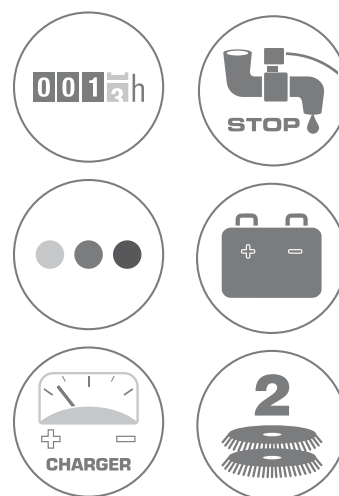


XXS mini 60BT**CHARACTERISTICS**


- Designed for the maintenance and deep cleaning of large areas with a very important reduction of cleaning cost • Very compact size and great maneuverability like walk behind models: suited for maintenance cleaning • 28 kg of constant pressure on the brushes • Double counter rotating brush (61 cm of scrubbing width) obtaining better stability and constant pressure • Great working autonomy (3.5h) thanks to the possibility to use 2 batteries 12 V 105 Ah and to rear wheel-drive • Large load tank capacity, resulting in reduced numbers of stops and maximum use of battery for effective operation of the machine • Ergonomic steering wheel of new design with user friendly controls and digital display • Easy access to electrical components • Inspection cover for fast and easy cleaning and sanitation of dirt water tank
- Automatic device that stops brushes and detergent water outflow when the machine is stationary • Self-levelling brush plate • Automatic detergent dosing system (optional) • USB socket for mobile charging (optional) • Front working led light (optional) • Float filling system with aquastop (optional) • Hose filling system (optional)

TECHNICAL DATA


	XXS mini 60BT	XXS mini 60BT	XXS mini 60BT
code	37035-00002	37035-00028	37035-00005
power supply	24V	24V (Battery charger included)	24V (Battery and Battery charger included)
scrubbing/squeegee width	600/650mm	600/650mm	600/650mm
max working capacity	3200 m ² /h	3200 m ² /h	3200 m ² /h
solution tank capacity	70 l/18.4 gal	70 l/18.4 gal	70 l/18.4 gal
recovery tank capacity	75 l/19.8 gal	75 l/19.8 gal	75 l/19.8 gal
traction	rear wheel-drive/300 W	rear wheel-drive/300 W	rear wheel-drive/300 W
RPM/pressure on the brushes	150/28 kg / 330.6/61.7 lbs	150/28 kg / 330.6/61.7 lbs	150/28 kg / 330.6/61.7 lbs
brush motor power	2 X 300 W	2 X 300 W	2 X 300 W
max gradient empty/full tank	13%/10%	13%/10%	13%/10%
depression/vacuum motor	1300 mmH ₂ O/400 W	1300 mmH ₂ O/400 W	1300 mmH ₂ O/400 W
dimension (cm)/weight	117x65x118/133 kg	117x65x118/136 kg	117x65x118/205 kg

PLUS


New control panel with electronics ready for FMS system



Large and easily inspectable tank



Chemical dispenser tank (optional)



Brush plate with automatic release and reattachment. Squeegee in protected position

STANDARD EQUIPMENT

<ul style="list-style-type: none"> • 2 x 10002-08092 PP brush Ø 275 mm - 10,5" 	<ul style="list-style-type: none"> • 00005-02370 Front squeegee blade L704 mm Th.3mm • 00005-02371 Oil-proof PU rear squeegee blade L736 mm Th 3mm 	<ul style="list-style-type: none"> • 00056-00108 On-board battery charger kit 24V 15A/20A (only for code models 37035-00028/37035-00005) 	<ul style="list-style-type: none"> • 2 x 00055-00180 GEL Battery 12V 106A/C5-125A/C20 (only for code model 37035-00005) 	
---	--	---	--	--

OPTIONAL

<ul style="list-style-type: none"> • 00056-00109 battery charger 24V 30A 180-240VAC Li-PO4 AND. 80A 	<ul style="list-style-type: none"> • 00005-02631 Polyurethane front blade L704 TH.3 Sh.40 • 00005-02371 Polyurethane rear blade L736 TH.3 Sh.40 	<ul style="list-style-type: none"> • 2x 10002-08093 Tynex brush Ø 275 mm-10,5" • 2x 10002-08094 brush PP 0,3 Ø 275 mm-10,5" • 2x 10002-08095 PES brush Ø 275 mm-10,5" 	<ul style="list-style-type: none"> • 2x 10002-08096 EWU drive disc Ø 275mm-10,5" 	<ul style="list-style-type: none"> • 10001-09927 - Ø 280 mm-11"- beige • 10001-09928 - Ø 280 mm-11"- green • 10001-09929 - Ø 280 mm-11"- black (kit 5 pz)
<ul style="list-style-type: none"> • 00014-01349 Filling tube L=1.7m 	<ul style="list-style-type: none"> • 00008-01515 Filling kit with aquastop system 			